



A VOTRE SERVICE DEPUIS 1995

# *Catalogue* Mobilier industriel "Paul"




AMEZEUS  
Taillepied 44, 1095 Lutry  
+41 21 903 57 67  
[direction@amezeus.com](mailto:direction@amezeus.com)  
[www.amezeus.com](http://www.amezeus.com)



# Protection de l'environnement

Ayant à l'esprit les exigences croissantes du respect de l'environnement, Amezeus a consciemment pris des dispositions dans le domaine de l'organisation et de la gestion de l'environnement. Par ces dispositions, il s'agit de penser aux générations futures, par le respect de l'environnement naturel. Nos efforts concernant l'environnement naturel sont coordonnés dans le cadre de la gestion de l'environnement en conformité avec les exigences incluses dans la norme ISO 14001. Nous traitons la gestion de l'environnement comme l'une des priorités dans notre gamme de produits.

# Catalogues de la gamme "Paul"



Mobilier de bureau



Casiers métalliques



Mobilier médical



Mobilier commercial / industriel



Systèmes d'étagères mobiles

# Mobilier industriel

*Furniture  
you can depend on*





# Mobilier Industriel

## CONTENTS

STW Workshop tables	170
TECHNO Workbenches	172
SZW Workshop boxes	174
SZW Workshop cabinets with drawers	176
SWM Workshop cabinets	178
RMM Storage racks	180
Industrial computer cabinets	182

During the design and manufacturing process, we care about all the details: order, safety, versatility, functionality, ergonomics, design and most importantly - people and their needs at the workstation. Our workshop cabinets, trolleys, boxes, workbenches, tool walls and industrial computer cabinets due to their high quality, functionality and durability will surely meet your expectations.

Our workshop furniture allow for practical arrangement of every workstation. Every workshop furniture is made of powder coated steel sheet protected from corrosion, in 16 standard colours.

It is also possible to customize the construction and the colour according to the client's individual needs.



For self-assembly



Various types of locks



Regulated levelling feet



Loading capacity of evenly loaded table – 450 kg



On wheels



Loading capacity of evenly loaded table – 600 kg



Load capacity of shelf – 15 kg



Loading capacity of evenly loaded table – 900 kg



Load capacity of shelf – 20 kg




Loading capacity of evenly loaded table – 1350 kg



Load capacity of shelf – 50 kg



Product with electrical components - safe



Load capacity of shelf – 75 kg

# Mobilier Industriel

## STW WORKSHOP TABLES


Our STW workshop tables combine high quality, strength and functionality.

STW Workshop tables are designed for mechanical workshops, tool departments, as well as small mechanical workshop and individual clients.

Workshop tables in combinations with metal cabinets, tool walls and storage racks provides great work organization according to the quotation: „Work smarter, not harder”.

Their diversity guarantees that they are perfectly fitted to the customer's individual needs.

Tabletops are made from hardwood plywood. Tables are delivered in elements allowing for an easy assembly.



### TECHNICAL SPECIFICATION

Workshop tables								
Designation	Stw 111	Stw 121	Stw 321	Stw 322	Stw 323	Stw 324	Stw 311	
Code	STWS 01010201	STWS 02010202	STWS 02010103	STWS 02010104	STWS 02010305	STWS 02010306	STWS 01010207	
Height (mm)	850		850					
Width (mm)	600	1200	1200	1200	1200	1200	600	
Depth (mm)	600		600					
Dimensions of tabletop in mm (h x w x d)	30 x 600 x 600	30 x 1200 x 600	30 x 1200 x 600	30 x 1200 x 600	30 x 1200 x 600	30 x 1200 x 600	30 x 600 x 600	



Workshop tables								
Designation	Stw 122	Stw 112	Stw 113	Stw 114	Stw 401	Stw 402	Stw 403	StbG 45
Code	STWS 02020211	STWS 01020207	STWS 01020212	STWS 01020113	STWS 04010209	STWS 05010310	STWS 06010310	StbG 47
Height (mm)	750		850					
Width (mm)	1200	600	600	600	1200	1600	200	
Depth (mm)	600		600		750			
Dimensions of tabletop in mm (h x w x d)	30 x 1200 x 600	30 x 600 x 600	30 x 600 x 600	30 x 600 x 600	40 x 1200 x 750	40 x 1600 x 750	40 x 2000 x 750	

# Mobilier Industriel

## TECHNO WORKBENCHES

By combining a modern design, an attractive painting and durable construction we have created reliable workbenches, satisfying even the most demanding users.

Due to the modular construction and two lines, Techno Workbenches offer the possibility to create a workbench in hundreds of combinations according to your needs:

- Techno Expert Workbenches - designed for professional applications,
- Techno Light Workbenches. - designed for professional as well as amateur applications.

Tables are delivered in elements allowing for an easy assembly.

Ask for the detailed catalogue of Techno Workbenches.



# Mobilier Industriel

## SZW WORKSHOP BOXES

Due to easy access to the tools, workshop boxes allow to keep the workstation orderly.


Perforated internal walls allow for easy hanging holders, brackets and hooks for tools.

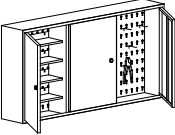
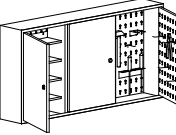
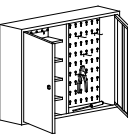
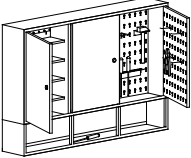
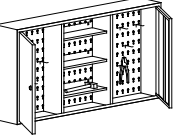
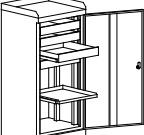
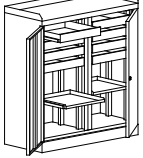
Szw 104 and Szw 108 workshop boxes are equipped with drawers and shelves on roll bearing slides and a work desk on the top of the box.

Workshop boxes (except Szw 104 and Szw 108) are delivered in elements.



### TECHNICAL SPECIFICATION



Workshop boxes								
Designation	Szw 120	Szw 121		Szw 080	Szw 122	Szw 123	Szw 104	Szw 108
Code	SZWS 02010201	SZWS 02010302		SZWS 01010103	SZWS 02020304	SZWS 02010205	SZW 0101010101	SZW 0201020201
Height (mm)	600	600		600	750	600	1090	928
Width (mm)	1200	1200		800	1200	1200	500	961
Depth (mm)	2000	200		200	200	200	435	600
Equipment	- 8 galvanized hooks - 145, 120, 85 mm each - 4 shelves	- 9 holders - wrench holder (1), drill holder (1), screwdriver holder (1), handle with single cut (1), holder with double cut (2), holder with oval cut (2) - 2 hooks - 85, 120, 145 mm each - backside of the doors have perforation		- 8 galvanized hooks - 145, 120, 85 mm each, 6 hooks of 120 mm long - 4 shelves	- 6 holders from 0.8 mm steel sheet, three holders from 1.5 mm steel sheet-wrench holder (1), drill holder (1), screwdriver holder (1), chisel holder (1), file holder (1), screwdriver open holder (1), holder with single cut (1), holder with double cut (1), holder with oval cut (1); two galvanized hooks - 4 shelves	- 5 galvanized hooks - 145, 120, 85 mm each, 3 shelves - middle part of the box without doors	- 4 drawers and shelf mounted on roll bearing slides - the top serves as a stand with edges on three slides - extendable shelf	- 8 drawers and two shelves mounted on roll bearings slides - the top serves as a stand with edges on three sides - 2 extendable shelves



# Mobilier Industriel

## SZW WORKSHOP LOCKERS WITH DRAWERS

### ŚNN TOOL WALLS

It is essential to have the most necessary tools within reach. This can be ensured by our tool walls. Tool walls can be placed according to individual users requirement. The perforated walls make the tools easily accessible and keep the workstation orderly.

### SZWN WORKSHOP TROLLEY

The workshop trolleys are equipped with:

- tabletops made from hardwood plywood,
- all drawers locked with central lock,
- drawers on roll bearings slides (maximum load capacity of 50 kg per drawer),
- doors locked with cylindrical lock,
- swivel wheels.

### SZWG LOCKER

Workshop locker on swivel wheels (2 with brakes). The top part made of perforated steel sheet (back and side walls), the bottom part with a shelf and 2 drawers. Set of hooks - according to the client's needs (at an extra cost).

## SZW WORKSHOP LOCKERS WITH DRAWERS

Szw lockers provide stable construction, central lock, anti-tilt system (preventing from opening more than one drawer at a time). Maximum load capacity per drawer: 75 kg. At the client's request the table top can be made of: rubber, plywood in metal frame or acid-proof steel sheet. Drawer partitions are also available, allowing for dividing the drawer into 5 rows. Every row is equipped with 2 galvanized partitions.



Szw 301



### TECHNICAL SPECIFICATION

Tool walls	
Designation	Śnn 300
Code	SNN 010101
Height (mm)	600
Width (mm)	1195
Depth (mm)	16
Equipment	-base board – 3 pcs, single hook (58 mm) -5 pcs, long slot holder for the screwdrivers – 1 pc, holder with circular holes – files – 1pc, holder with rectangular holes – chisels – 1 pc, holder for a drill – 1 pc, holder for the wrench – 1 pc, holder with circular holes for screwdrivers – 1 pc, holder for V container – 2 pcs, single holder – 4 pcs..

Workshop trolleys			
Designation	SzwN 251	SzwN 252	SzwG 43
Code	GWJ 0101020702	GWJ 0101010802	GWJ 03020306
Height (mm)	928		1930
Width (mm)	961		815
Depth (mm)	600		600
Equipment	5 drawers (including one deep drawer)	10 drawers (including 2 deep drawers)	- On wheels – the top part made of perforated steel sheet (back and side walls). The bottom part with a shelf and 2 drawers.

Workshop lockers with drawers			
Designation	Szw 301	Szw 302	Szw 305
Code	SZWL 0202010201	SZWL 0202010301	SZWL 0202010601
Height (mm)	1051	1051	1051
Width (mm)	1000	1000	1000
Depth (mm)	585	585	585
Height of drawers (mm)	width: 903 x depth: 435	width: 903 x depth: 436	width: 903 x depth: 437
Height of front	1 drawer 175 mm 2 drawers 225 mm 1 drawer 275 mm	1 drawer 75 mm 2 drawers 125 mm 2 drawers 175 mm 1 drawer 225 mm	7 drawers 75 mm 3 drawers 125 mm

# Mobilier Industriel

## SWM WORKSHOP CABINETS

### SWM WORKSHOP CABINETS

Anyone can choose the suitable cabinet for storing any kind of equipment in their workshop.  
Extremely strong and practical metal workshop cabinets perform well under any conditions. The height of shelves is adjustable due to mounting holes punched every 25 mm. Door handles are equipped with a 2 point blocking lock.

### SWM 501 WORKSHOP CABINET

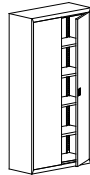
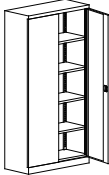
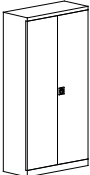
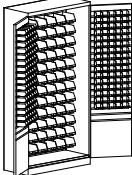
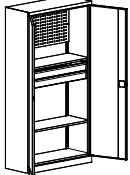
Winged doors.  
Inside there is a perforated wall, 2 drawers, 2 shelves adjustable every 25 mm.  
Set of hooks – set individually (at an extra cost).



Swm 501



### TECHNICAL SPECIFICATION

Workshop Cabinets					
Designation	Swm 402Swm 404	Sbm 203W	Sbm 212W	Swm 204	Swm 205
Code	SWMS 03020303SWMS 04020303	SBM 03030304	SBM 04030304	SWM 0202030401	SWML 01020204
Height (mm)	1980	1990	1990	1990	2000
Width (mm)	10001200	10001200	1000	1000	1020
Depth (mm)	420	435	435	435	435
Description	-self-assembly cabinets - 4 shelves	- 4 shelves adjustable every 25 mm	Workshop cabinet designed to be equipped with containers: - there are strips on the back wall of the cabinet, made for hanging 72 tool boxes (of dimensions as follows: 108x144x224/170mm) - there are metal strips on the doors of the cabinet for hanging 80 tool boxes (dimensions: 6x77x119/90mm) -containers are not included	Workshop cabinet with containers: - there are strips on the back wall of the cabinet, made for hanging 72 tool boxes (dimensions: 108x144x224/170mm) - there are metal strips on the doors of the cabinet made for hanging 80 tool boxes (dimensions: 6x77x119/90mm)	- perforated wall - 2 shelves - locker - 2 shelves

# Mobilier Industriel

## RMM STORAGE RACKS

Universal storage racks are essential everywhere where there are different objects stored, such as tools, cartons etc.

In order to shorten the time-consuming assembly of storage racks we designed racks assembled without screws. They are simple and easy to assemble and disassemble. Durability, solidity and quality are unique qualities of these storage racks. Elements of storage racks are made of powder coated metal sheets.

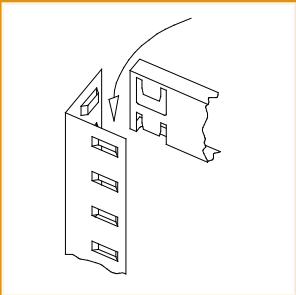
It is also possible to order storage racks made of galvanized acid-resistant steel.

In rack assembled with screws shelves are adjustable every 60 mm, and every 30 mm in racks assembled without screws.





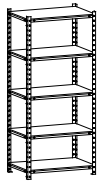
Storage racks for self-assembly.



### TECHNICAL SPECIFICATION



Assembly of snap-fit racks

Storage racks					
					
Designation	Rmm 302	Rmm 301	Rmm 303	Rmm 202	Rmm 201
Code	RMM 0301010201	RMM 0303040201	RMM 0305030201	RMM 0102020101	RMM0204030101
Height (mm)	900	1980	1800	1510	2000
Width (mm)	1000	1000		750	900
Depth (mm)	500	500		300	600
Number of shelves	3	6	5	4	5
Assembly with screws				+	+
Assembly without screws	+	+	+		
Load capacity (kg)	200	200		100	



# Mobilier Industriel

## CABINETS FOR INDUSTRIAL COMPUTER

Perfect solution for factories to store industrial computers.

### SPNK

The wardrobe has a flat structure of minimum depth. The front screen is adapted to assembly 16:9 LCD screen and of maximum 22 inches diagonal. The resistance class, supported with examinations IP-42, ensure protection of the cabinet against foreign objects of over 1 mm size, and protection against drops of water falling down on the casing at the angle of 15 degrees. The unscrewed base of the cabinet enables screwing the cabinet directly to ground. Rich equipment as standard: a fan, a power supply, a service wire, and a power strip with the antiinterference filter.

### SMK

The upper glass part for LCD screen allows to use the equipment even if there is dust on the factory floor. The bottom covered part serves for the safe-keeping of the computer and other devices. Extendable shelf allows for using the keyboard easily and comfortably. The cabinet has legs with the possibility of levelling what allows to put it on each kind of floor, even the uneven one. The cabinet is equipped with the inner electric fan that cools the working computer. In the bottom part of the cabinet there is a powering anti-interference slat. The back side has ventilation holes in it. The adjustable shelf makes it possible to set its height depending on the kind of computer kept in the cabinet.




SmKa



**Computer protection**  
Protection against dust and water, accidental damage and unauthorized access – IP 42 resistance class.



**Stability**  
The unscrewed base of the cabinet enables screwing the cabinet directly to ground.

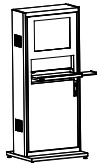
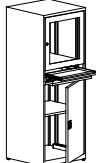


**Functionality**  
The 4:3 front screen is adapted to assembly 16:9 LCD screen and of maximum 22 inches diagonal.



**Wide range of accessories**  
Standard equipment: 2 shelves on latches, 1 extendable shelf for a computer, a fan, a power strip with the anti-interference filter, Ethernet loop, power strip , a handle for LCD screen, doors with a lock with patent filler – 3 point locking, Place for a keyboard closed with a cylindrical lock – locking in 1 point.

### TECHNICAL SPECIFICATION

Industrial computer cabinet						
Designation	SPNK		SmK	SmKa	SmK1	SmK1a
Code	SMK0506050506		SMK 0101010201	SMK 0101010202	SMK 0101010101	SMK 0101010102
Height (mm)	1770		1750			
Width (mm)	755		640			
Depth (mm)	330		630			
Equipment	Cabinet equipped with: - a fan, - a power strip, - a terminal, - a power strip with the anti-interference filter.		The keyboard protecting part opens together with the main door. The cabinet with equipment: a fan and a power strip.	The keyboard protecting part opens separately. The cabinet with equipment: a fan and a power strip.	The keyboard protecting part opens together with the main door. The cabinet without any additional equipment.	The keyboard protecting part opens separately. The cabinet without any additional equipment.

# Mobilier Industriel

## INDUSTRIAL COMPUTER CABINET

### SMK 3A

Cabinets are equipped with the drawer for a keyboard and extendable shelf in the bottom compartment. On the side walls the cabinet has a ventilation. In the back wall of the cabinet there are holes for the power supply. Glass screen made of the tempered glass. The cabinet equipped with levelling feet.

### SMK 4A

Industrial computer cabinet – the glass part is adapted for the depth of the LCD screen. Extendable shelf allows for using the keyboard easily and comfortably. The back side has ventilation holes in it. The adjustable shelf makes it possible to set its height depending on the kind of computer kept in the cabinet.

### SMK 2


Industrial computer cabinet made of 0.8 mm thick steel sheet. There is one door at the entire height. A shelf for the LCD screen is fixed, other shelves can be adjusted every 25 mm. The cabinet can store LCD screen of size up to 17 inches. The cabinet is equipped with a fixed shelf for a keyboard and a mouse (assembly at customer's place), a fan, a power strip with 4 sockets.



SMK 3A



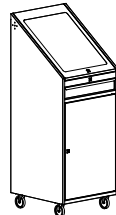
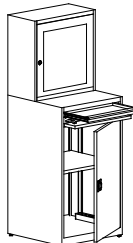
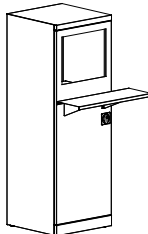
SMK 4A



SMK 2



## TECHNICAL SPECIFICATION

Industrial computer cabinet							
	Designation	SmK 3A		SmK 3A	SmK 4a	SmK 4a	SmK 2
	Code	SMK 0405010104		SMK 0405010204	SMK 0101010105	SMK 0101010205	SMK 0202030203
	Height (mm)	1545		1750		1600	
	Width (mm)	640		640		550	
Depth (mm)	635		630		550		
Equipment	Electric equipment not included. Equipped with: – keyboard shelf, – sliding shelf in the lower compartment, – ventilation on the sides, – holes for the wires at the back of the locker.	Electric with wiring system equipped with: – keyboard shelf, – sliding shelf in the lower compartment, – ventilation on the sides, – holes for the wires at the back of the locker.		- keyboard protecting part, - adjustable shelf, - fan, - power strip.	- keyboard protecting part, - adjustable shelf.	Cabinet equipped with: - fixed shelf for a keyboard and a mouse (assembly at customer's place), -fan, - power strip with 4 sockets.	




RAL 9010



RAL 1015



RAL 7032




RAL 8016




RAL 1023



RAL 2004



RAL 3020




RAL 3005




RAL 6011



RAL 6033



RAL 5018




RAL 7016




RAL 5012



RAL 5010



RAL 7035



RAL 9005

The only purpose of this table is to show the colours roughly. For more accurate view please see full RAL colours palette. We reserve the right to possibility of occurring insignificant differences from the given colours, what should not be a reason of any complaints.

We also reserve the right to implement construction changes in our production, what can have insignificant influence on the product appearance.

Colours of products shown in the photographs in the catalogue and the visualisations have demonstrative character only and may differ from the colours of the offered products.

workshop furniture



*Catalogue*

# WORKBENCHES



*Furniture you can depend on*

 **"800-SERIES" workbenches** ..... 3



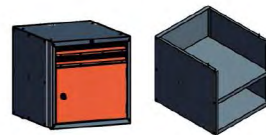
 **"1400-SERIES" workbenches** ..... 5




 **"2000-series" workbenches** ..... 7




 **Cabinets, Insets / Shelves** ..... 9,10



 **Worktops** ..... 11



 **Drawers / Accessories** ..... 13



 **Linked workbenches** ..... 15





AMEZIEUS



## "800-SERIES" WORKBENCH

- **Modular design** enables a versatile setup according to individual needs.
- Permissible maximum workbench load up to 450 kg (*with evenly distributed load*).
- Several examples of combinations to choose.

**Dimensions:** adjustable height 850 - 900 mm

width 800 mm

depth 700 mm

800-SERIES

### ■ standard configurations



#### Frame + top

item: ST08 / 01

weight: 57 kg

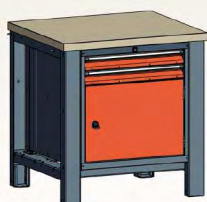
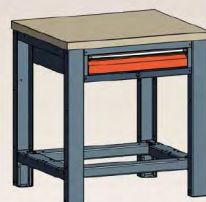
product code: 08.010000001000

#### Frame + top + suspended drawer unit

item: ST08 / 02

weight: 78 kg

product code: 08.010001001000



#### Frame + top + cabinet T

item: ST08 / 03

weight: 117 kg

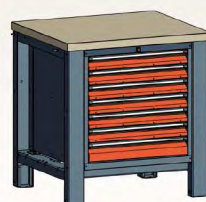
product code: 08.010020001000

#### Frame + top + cabinet P

item: ST08 / 04

weight: 150 kg

product code: 08.010017001000



#### Frame + top + cabinet M

item: ST08 / 05

weight: 139 kg

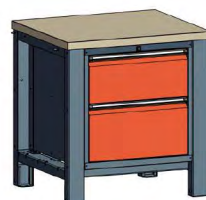
product code: 08.010014001000

#### Frame + top + cabinet A

item: ST08 / 06

weight: 120 kg

product code: 08.010002001000

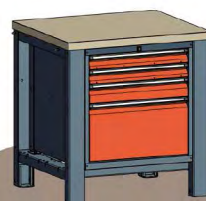


#### Frame + top + cabinet C

item: ST08 / 07

weight: 132 kg

product code: 08.010004001000




maximum load  
**450** kg  
capacity



■ Modular design



800-SERIES



40 mm thick leafy plywood top  
as standard  
(twice varnished)



3 mm thick steel  
easy and quick assembly

#### TECHNO LINE RAL STANDARD COLOUR PALETTE

RAL 1015



RAL 7035



RAL 9005



RAL 3020



RAL 5012



RAL 9010



RAL 7032



RAL 3005



RAL 5018




RAL 5010



RAL 6011




RAL 8016



RAL 2004



RAL 7016



RAL 6033



RAL 6033



*Furniture you can depend on*





## "1400-SERIES" WORKBENCH

- **Modular design** enables a versatile setup according to individual needs.
- Permissible maximum workbench load up to 900 kg (*with evenly distributed load*).
- Several examples of combinations to choose.

**Dimensions:** adjustable height 850 - 900 mm

width 1400 mm

depth 700 mm

a workbench configuration example

①

②

③



④

⑤



⑥

⑦



### TECHNO LINE RAL STANDARD COLOUR PALETTE

RAL 9010

maximum load  
**900** kg  
capacity

RAL 1015

RAL 7035

RAL 9005

RAL 3020

RAL 5012

RAL 8016

RAL 7032

RAL 3005

RAL 5018

RAL 5010

RAL 6011

RAL 6033

RAL 2004

RAL 7016

*Furniture you can depend on*

**Frame + top**

item: ST14/ 01

weight: 75 kg

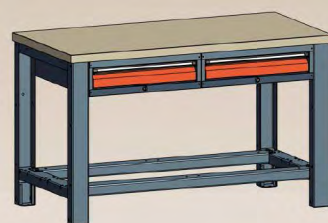

product code: 14.030000001000

**Frame + top + suspended drawer unit (x2)**

item: ST14 / 02

weight: 117 kg

product code: 14.030024001000

**Frame + top + cabinet M+R**

item: ST14 / 03

weight: 202 kg

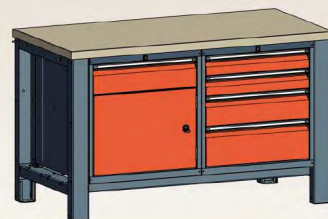
product code: 14.030227001000

**Frame + top + cabinet W+J**

item: ST14 / 04

weight: 205 kg

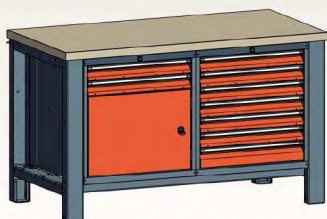
product code: 14.030198001000

**Frame + top + cabinet Z+P**

item: ST14 / 05

weight: 228 kg

product code: 14.030256001000

**Frame + top + cabinet A+T**

item: ST14 / 06

weight: 198 kg

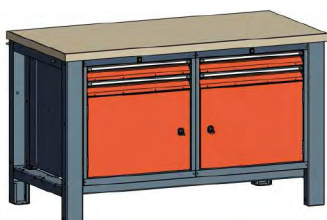
product code: 14.030043001000

**Frame + top + cabinet Z+T**

item: ST14 / 07

weight: 195 kg

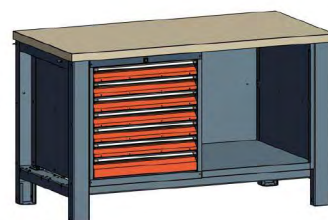
product code: 14.030268001000

**Frame + top + cabinet P + deep inset C**

item: ST14 / 08

weight: 181 kg

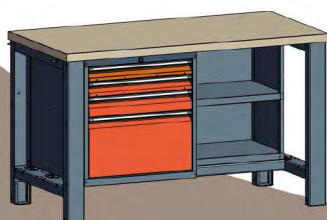
product code: 14.030017001017

**Frame + top + cabinet C + shallow inset D**

item: ST14 / 09

weight: 162 kg

product code: 14.030004001020





## "2000-SERIES" WORKBENCH




- **Modular design** enables a versatile setup according to individual needs.
- Permissible maximum workbench load up to 1350 kg (with evenly distributed load).
- Several examples of combinations to choose.

**Dimensions:** adjustable height 850 - 900 mm

width **2000 mm**

depth **700 mm**

■ standard configurations



### Frame + top

item: ST20 / 01

weight: 93 kg

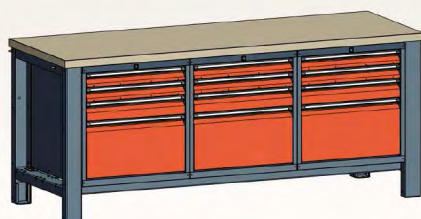
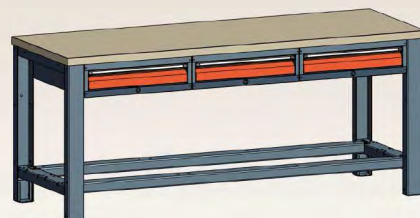
product code: 20.050000001000

### Frame + top + suspended drawer unit (x3)

item: ST20 / 02

weight: 156 kg

product code: 20.050291001000



### Frame + top + cabinet C+C+C

item: ST20 / 03

weight: 288 kg

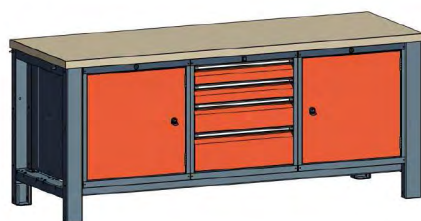
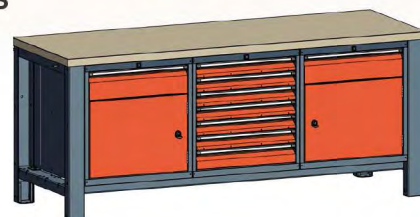
product code: 20.050294001000

### Frame + top + cabinet W+P+S

item: ST20 / 04

weight: 294 kg

product code: 20.050969001000



### Frame + top + cabinet U+J+R

item: ST20 / 05

weight: 259 kg

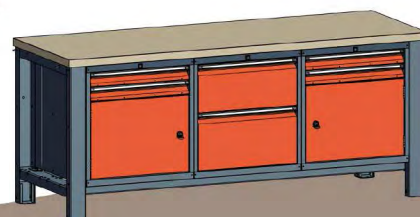
product code: 20.050968001000

### Frame + top + cabinet Z+A+T

item: ST20 / 06

weight: 276 kg

product code: 20.050966001000



maximum load  
**1350** kg  
capacity



■ Solid construction



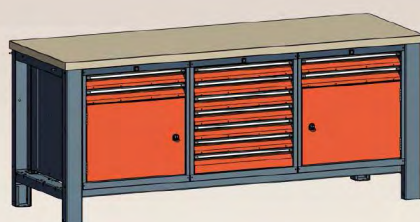
■ Frame made of channel bars (thickness 3 mm)  
dimensions: 90 x 50 mm

#### Frame + top + cabinet Z+P+T

item: ST20 / 07

weight: 306 kg

product code: 20.050970001000

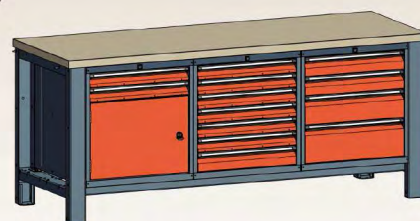


#### Frame + top + cabinet Z+P+J

item: ST20 / 08

weight: 322 kg

product code: 20.050967001000

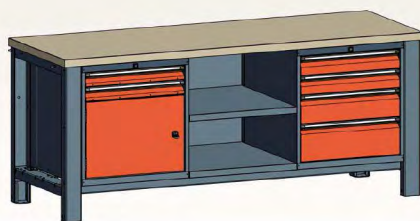


#### Frame + top + cabinet Z + deep inset F + cabinet J

item: ST20 / 09

weight: 243 kg

product code: 20.050199001053

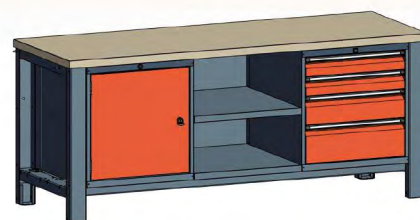


#### Frame + top + cabinet U + deep inset F + cabinet J

item: ST20 / 10

weight: 228 kg

product code: 20.050197001053

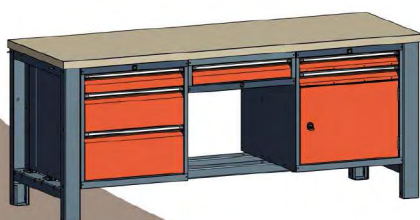


#### Frame + top + cabinet D + suspended drawer unit + cabinet T

item: ST20 / 11

weight: 243 kg

product code: 20.050845001000



#### TECHNO LINE STANDARD RAL COLOUR PALETTE


RAL 1015



RAL 7032



RAL 2004




RAL 7035




RAL 3005



RAL 7016



RAL 9005



RAL 5018



RAL 3020




RAL 5010



RAL 5012




RAL 6011



RAL 9010



RAL 8016



RAL 6033



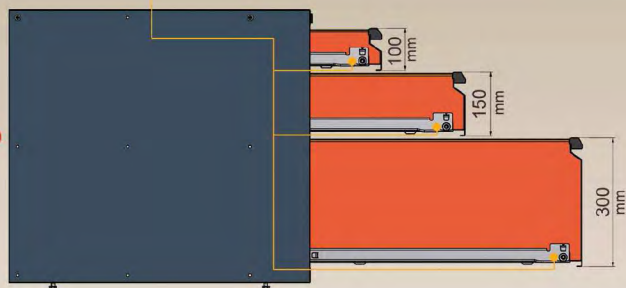
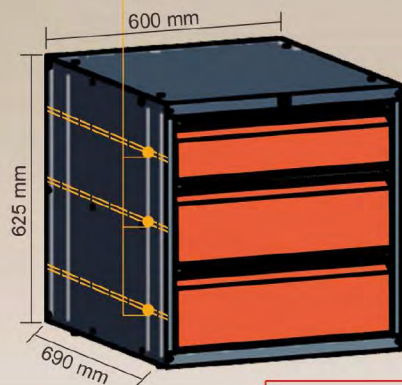


## CABINETS

Drawer slides with load capacity up to 100kg\*



Workbenches with product codes presented in this catalogue are the standard configurations, nevertheless you can make **your own workbench set** of the elements mentioned below and according to individual needs.



■ standard configurations

■ heights of drawers in mm

<b>A</b>  300+250	<b>B</b>  300+150+100	<b>C</b>  300+100+75+75	<b>D</b>  250+200+100	<b>E</b>  250+150+150	<b>G</b>  250+100+100+100
<b>H</b>  200+200+150	<b>I</b>  200+200+75+75	<b>J</b>  200+150+100+100	<b>K</b>  150+100+100+100+100	<b>L</b>  150+150+150+100	<b>M</b>  150+150+100+75+75
<b>N</b>  150+100+75+75+75+75	<b>O</b>  100+100+100+100+75+75	<b>P</b>  100+75+75+75+75+75+75	<b>R</b>  high right door	<b>S</b>  low right door+150	<b>T</b>  low right door+75+75
<b>U</b>  high left door	<b>W</b>  low left door+150	<b>Z</b>  low left door+75+75	<b>suspended drawer unit</b>  100	 drawer slides <b>100kg</b> load capacity	

\*momentary maximum load of a pulled-out drawer

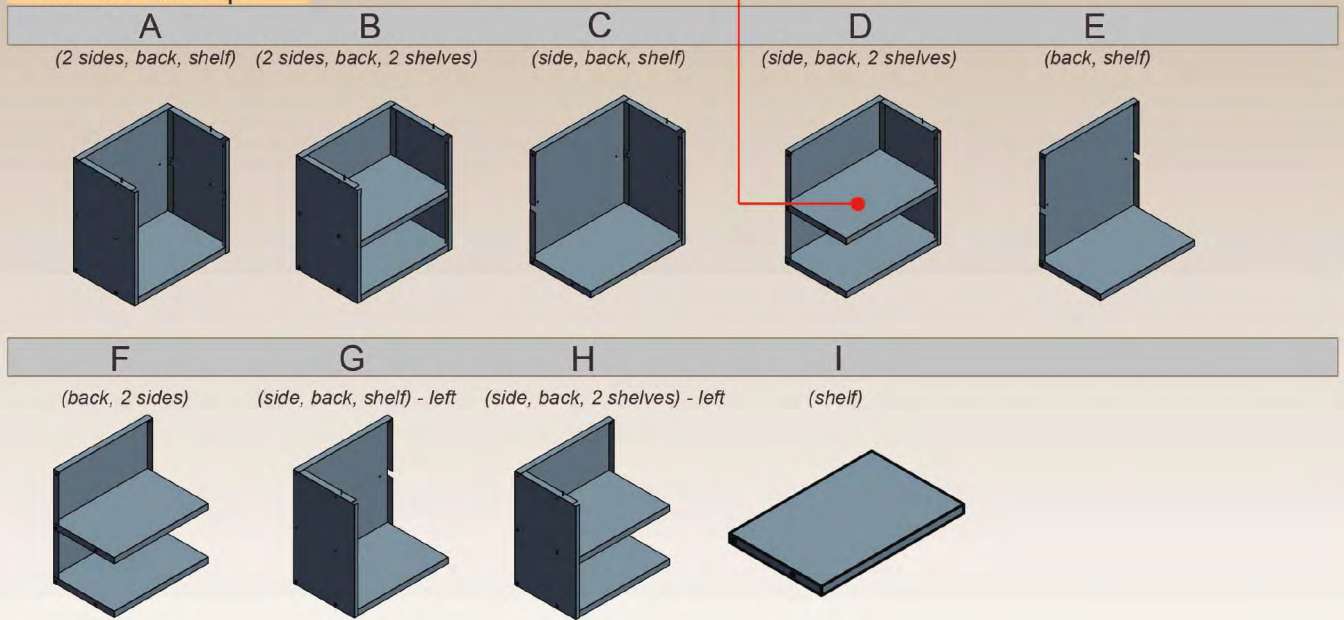
*Furniture you can depend on*



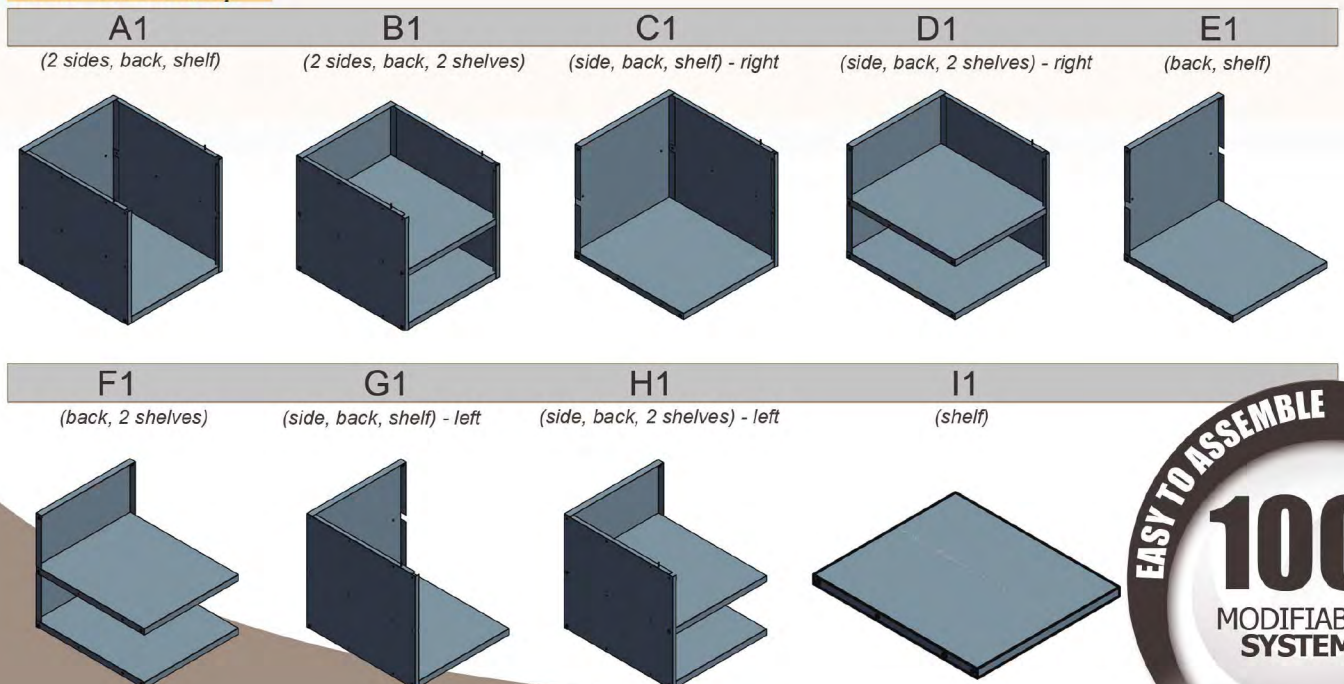
# INSETS SHELVES

Easy to assemble and modifiable system of insets and shelves gives you the **freedom to configure the workbenches** the way you wish.

## Insets - 390 mm deep



## Insets - 690 mm deep



**EASY TO ASSEMBLE**  
**100%**  
MODIFIABLE  
SYSTEM



# WORKTOPS



■ As standard, worktops are made of 40 mm thick leafy plywood, twice varnished.

■ All worktops are equipped with drilled holes to enable easier fixing.

■ Available dimensions of basic worktops shown on a base of a leafy plywood worktop.

WORKTOPS

800 mm

1400 mm

2000 mm

700 mm

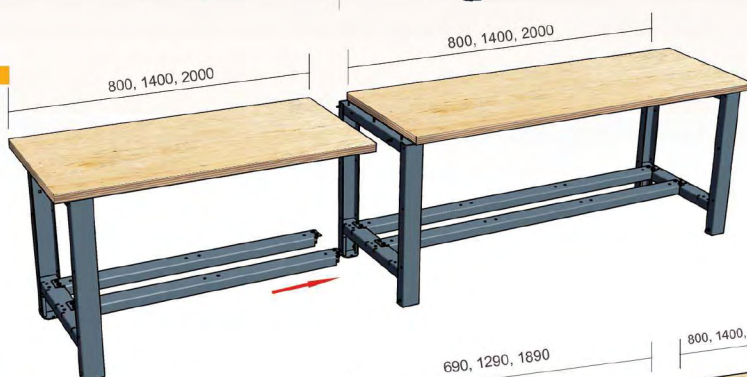
700 mm

700 mm


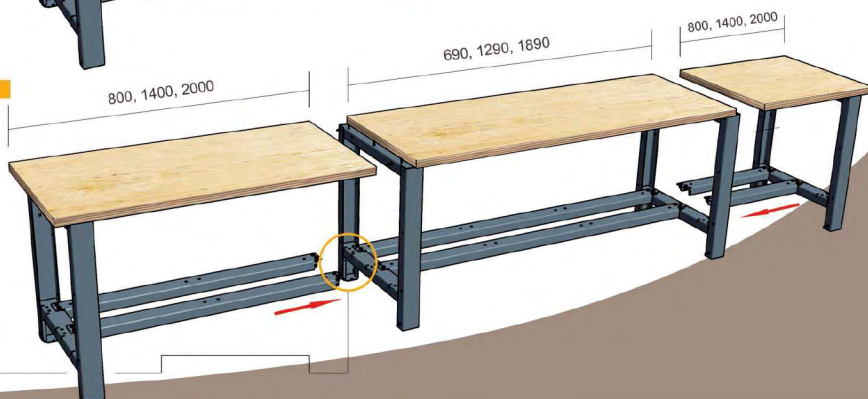


as standard,  
40mm thick leafy plywood  
(twice varnished)

**Example 1:**  
Workshop table  
connected with  
one extra table  
(1400 mm)



**Example 2:**  
Workshop table  
connected with  
two extra tables  
(1400, 800 mm)



easy and quick assembly

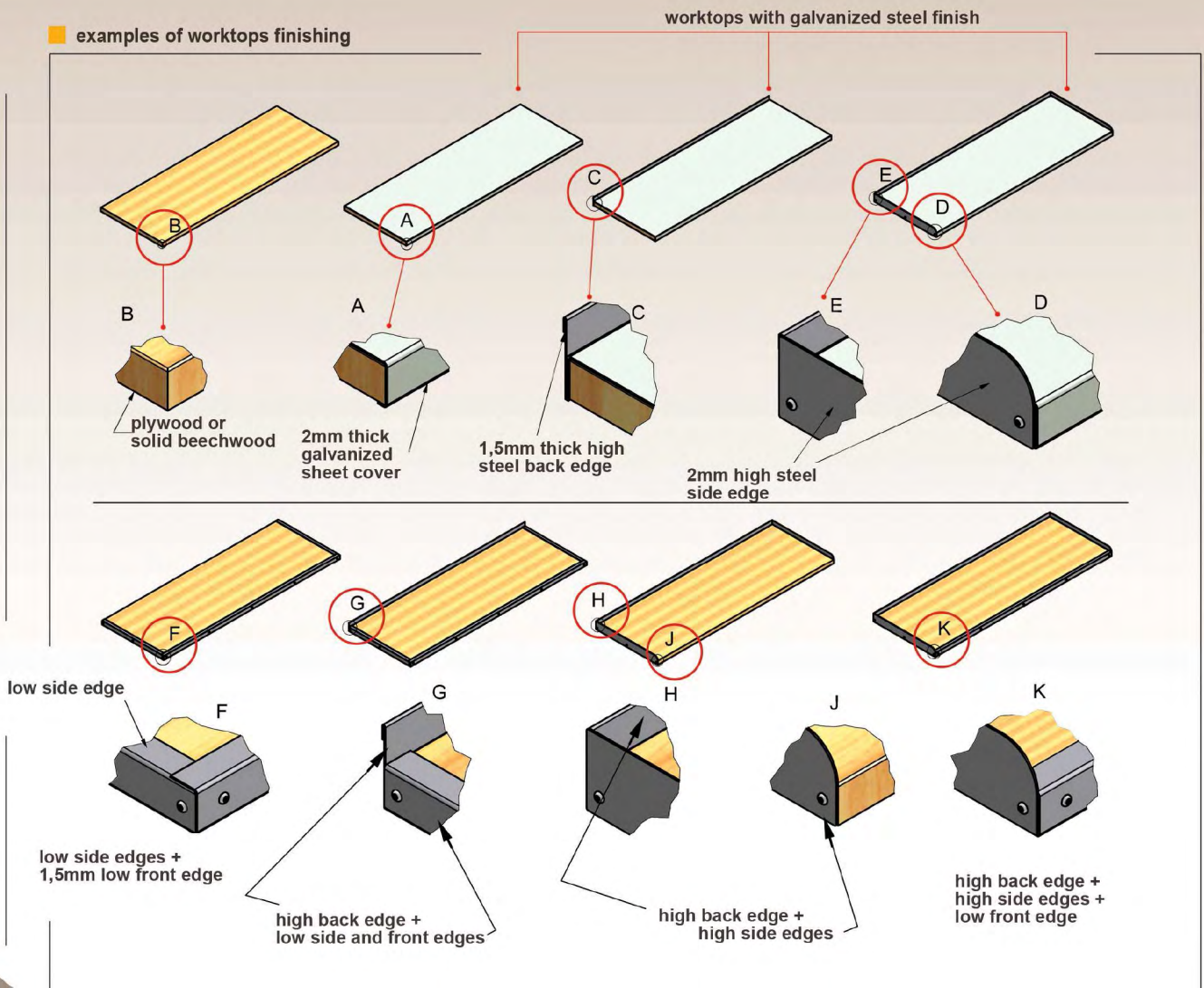
*Furniture you can depend on*



## types of worktops



## examples of worktops finishing



**various possibilities  
of worktop finishing**



# DRAWERS ACCESSORIES

■ Drawer equipment extra charged.

1. **Microrubber** covering
2. Drawers divided by **adjustable partitions**
3. **Sliding shelf**
4. **Plastic containers** for storing screws, drills etc.

■ Drawer slides with a load capacity up to 100kg per drawer

■ **Drawer pull-out interlock system.** Only one drawer can be open at a time.

■ Locking system with one point cylindrical lock

Anodized, aluminium **handles** with a **descriptive stripe**.



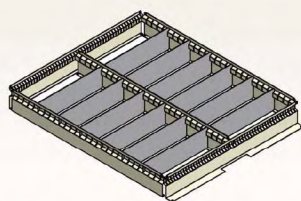
■ arrangement of drawers

TYPES OF ARRANGEMENTS	DRAWER HEIGHT (mm) USABLE SPACE HEIGHT (mm)						
	75 / 55	100 / 80	125 / 105	150 / 130	200 / 180	250 / 230	300 / 280
EPDM Microrubber (mm) 617 x 503 x 3	+	+	+	+	+	+	+
<b>Sliding shelf (mm) 501 x 340 x 20 **</b>	+	+	+	+	+	+	+
Metal partitions	50	50**, 75	75**, 100	100**, 125	175	225	275
Inner containers	45	45**, 63	63**	-	-	-	-


\* sliding shelf can be used in all empty drawers

\*\* possibility of applying the sliding shelf

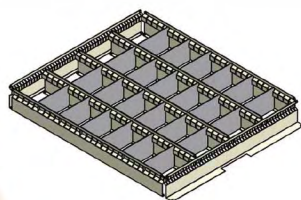
HEIGHT (mm):



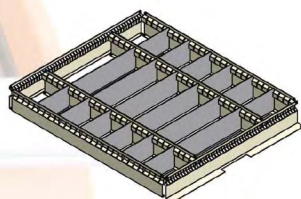
Execution A



■ Slotted panels for space partitioning - enabling easy drawer arrangement



Execution B



Execution C







**Sliding shelf** - additional working space for small tools  
23 x 497 x 340 mm (height x width x depth)



**Drawer pull-out interlock system.**

Only one drawer can be open at a time.

S1



S2



S3



S4

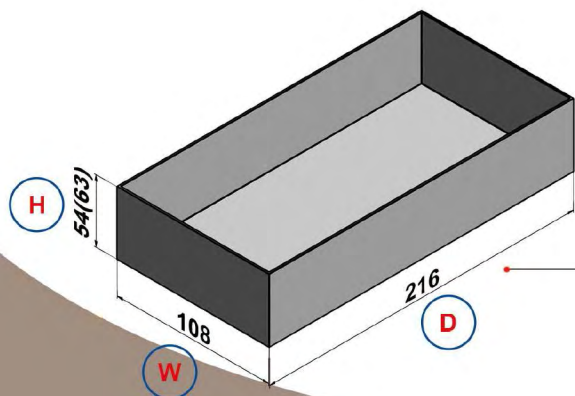


**Containers** - coming in 5 sizes and 2 heights - allow for any arrangement of the drawer space.

Containers lower than the height of a drawer can also be used with the sliding shelf

CONTAINERS			
	W	D	H
S1	54 x 54	54 x 45	54 x 54 x 63
S2	54 x 108	54 x 45	54 x 108 x 63
S3	108 x 108	54 x 45	108 x 108 x 63
S4	108 x 162	54 x 45	108 x 162 x 63
S5	108 x 216	54 x 45	108 x 216 x 63

S5



**easy arrangement  
of drawer space**



# LINKED WORKBENCHES



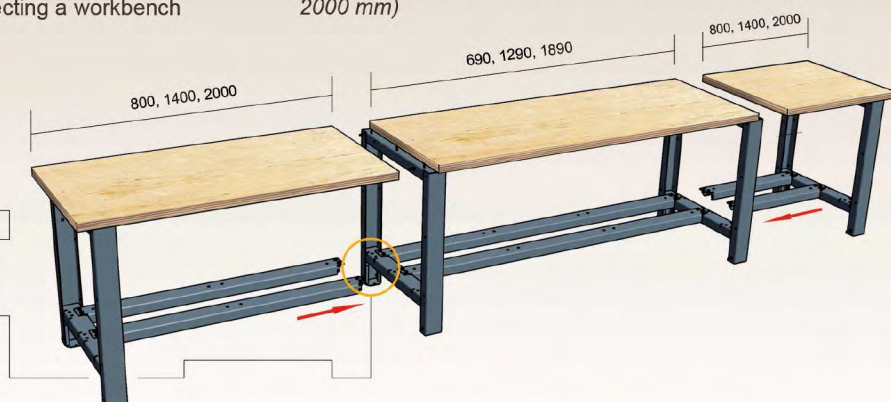
■ All workbenches presented in the catalogue can be optionally **linked into rows**, which allows to arrange your whole workshop space

■ **Double rows** are made by connecting a workbench with an extra worktable.

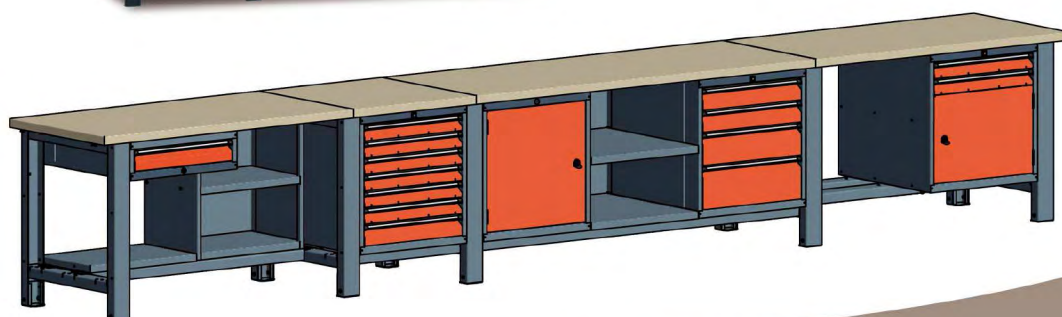
■ **An extra worktable** is a unit consisting of a worktop, 2 legs and a set of lockers or drawers. It can be fixed to the base of a workbench by screwing (worktop dimensions as in standard workbenches: 800, 1400, 2000 mm)



easy and quick assembly



■ Rows consisting of more than two worktables require ordering "connecting worktops" (width: 690, 1290 or 1890mm)





# possible connections of workbenches

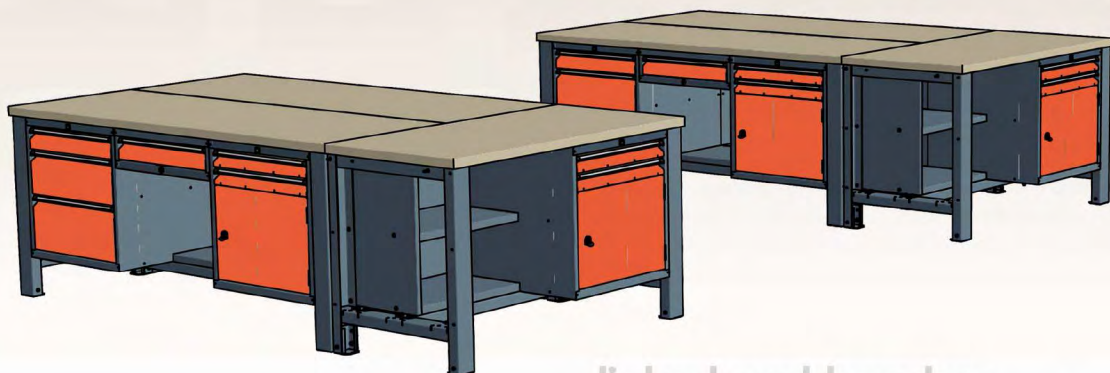
linked workbenches

linked workbenches  
example 1




linked workbenches

linked workbenches  
example 2



linked workbenches

linked workbenches  
example 3





*Furniture you can depend on*

we also  
**recommend**



**office furniture**

**social furniture**



**school furniture**

**medical furniture**



**movable rack systems**  
mechanical and electric

**saves and  
reinforced wardrobes**



**other Workshop furniture**



A VOTRE SERVICE DEPUIS 1995

---

AMEZEUS  
Taillepied 44, 1095 Lutry  
+41 21 903 57 67  
direction@amezeus.com  
www.amezeus.com

---